

FORGED STEEL GLOBE VALVES ALV-4

Nominal Pressure

ANSI Class 150-1500

PN 16-250

Nominal size

1/4"-2"

DN 8-50

Materials

Carbon Steel

Low Alloy Steel

Stainless Steel


Connections

Socket Weld

Butt Weld

Threaded

Flanged



AXELVALVES AB

Box 11 000, S-161 11 Bromma

Stockholm, Sweden

Phone: +46 (0)8 445 20 60

Fax: +46 (0)8 98 22 35

E-mail: info@axelvalves.se



AXELVALVES в России:

ООО "Флоу Текнолоджи"

190013, Санкт-Петербург

ул.Серпуховская, 10, литер А

Телефон: +7 (812) 313-11-95

info@flowtechnology.ru

AXELVALVES offers a wide range of forged valves to ANSI and DIN standards, designed for the chemical and petrochemical, oil and gas processing, steam generation industries.



- **Power**
- **Oil & Gas**
- **Petrochemical**
- **Chemical**
- **Marine**
- **Pulp & Paper**
- **Cryogenics**
- **Mining**
- **Construction**

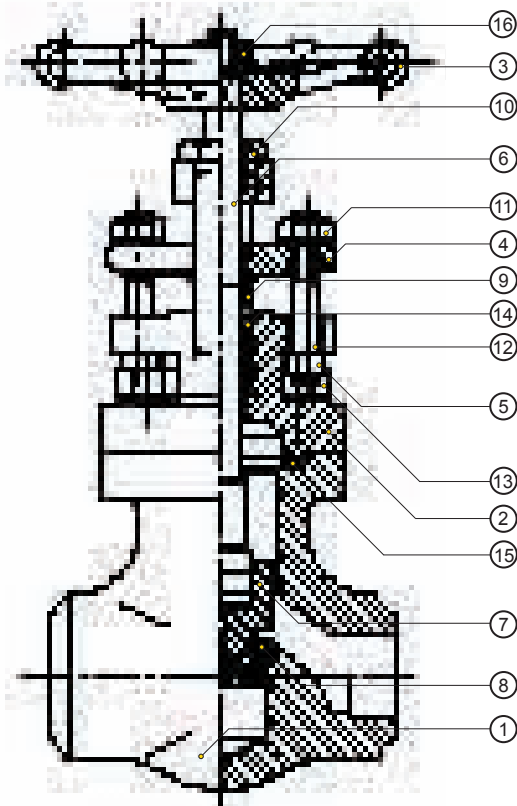
Features

ALV-4 globe valves are manufactured by using high quality forged materials to guarantee a superior performance.

- Valves are fitted with asbestos-free packing.
- Bolted bonnet valves are fitted with a stainless steel 316 spiral wound graphite gasket that is fully contained to protect it from over compression and erosion.
- Each valve is checked and supplied with certification according to relevant standards and specifications.

Marking

Valves are identified by proper name plate as required by MSS-SP25 with all informations of rating, size, valve body and trim material.



Standard Material Specification

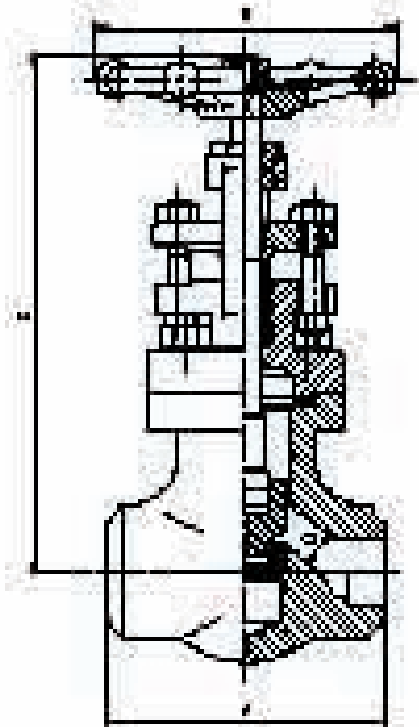
No	Part	Material
1	Body	ASTM A 105
2	Bonnet	ASTM A 105
3	Handwheel	Carbon Steel
4	Gland Flange	ASTM A 105
5	Eyebolt Screw	Carbon Steel Zinc
6	Stem	ASTM A 276 type 410
7	Plug	ASTM A 276 type 410
8	Seat	ASTM A 276 type 410
9	Packing Gland	ASTM A 276 type 410
10	Yoke Nut	ASTM A 582 type 416
11	Gland Nut	ASTM A 193-2H
12	Gland Eyebolt	ASTM A 193-B8
13	Cap Screw	ASTM A 193-B7
14	Packing	Graphite
15	Gasket	Spiral Wound AISI 316 + Graphite
16	Handwheel Nut	Carbon Steel

Material Selection Table

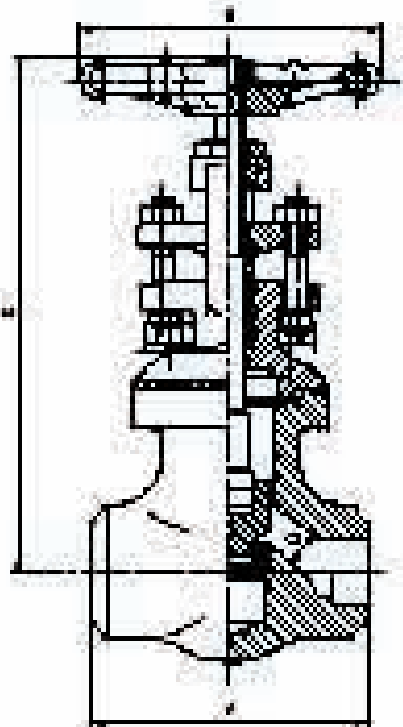
External Material		Trim Material			Sealing Material	
ASTM	Body Bonnet	Bolt ASMA 193	Plug AISI	Seat AISI	Packing	Gasket
A216	WCB	B7	410 316 410 HF Monel	410 316 410 Monel	Graphite	Spiral Wound AISI 316 + Graphite
A352	LCB	L7	410 316	410 316		
A217	WC6 WC9	B16	410	410		
A351	CF8M	B8	304 316	304 316		

Other materials and material combinations available on request.

Bolted Bonnet



Welded Bonnet



Measurements in mm.

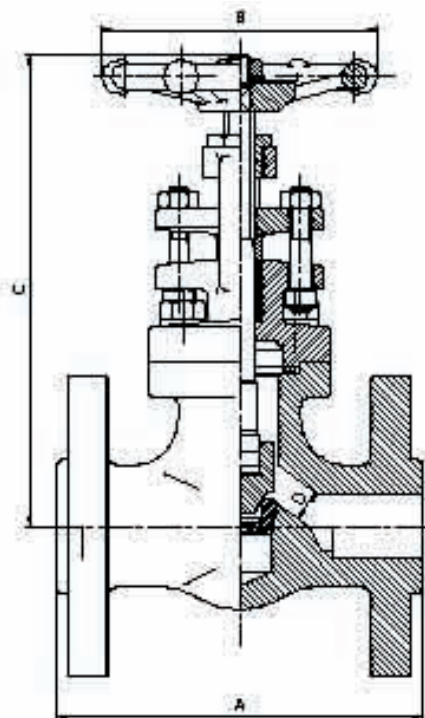
Class 800 - Bolted/ Welded Bonnet

Dimensions		Size							
Standard Bore		3/8"	1/2"	3/4"	1"	1.1/4"	1.1/2"	2"	-
Full Bore		1/4"	3/8"	1/2"	3/4"	1"	1.1/4"	1.1/2"	2"
A		81	81	88	110	128	154	170	210
B		92	92	92	102	130	150	175	175
C (Closed)		145	155	159	179	228	234	257	315
D		7	10	12,5	17,5	21	29	33	39
Weight Kg	Bolted	1,8	1,9	2,3	3,6	6,7	6,7	12	16
	welded	1,7	1,8	2,2	3,0	6,7	6,7	12	16

Class 1500 - Bolted/ Welded Bonnet

Dimensions		Size							
Standard Bore		3/8"	1/2"	3/4"	1"	1.1/4"	1.1/2"	2"	-
Full Bore		1/4"	3/8"	1/2"	3/4"	1"	1.1/4"	1.1/2"	2"
A		-	88	110	128	154	154	210	210
B		-	92	102	130	150	150	175	175
C (Closed)		-	159	179	215	228	234	315	315
D		-	10	12,5	17,5	24	29	33	39
Weight Kg	Bolted	-	2,3	3,6	4,8	6,7	6,7	16	16
	Welded	-	2,2	3,0	4,8	6,7	6,7	16	16





Measurements in mm.

Class 150 / 300 / 600 - Bolted Bonnet - Standard Bore

Dimensions	Rating	Size					
		1/2"	3/4"	1"	1 1/4"	1 1/2"	2"
A	150 RF	108	117	127	-	165	203
	300 RF	153	178	203	-	229	267
	600 RF	165	190	216	-	241	292
B	-	92	92	102	-	150	175
C (Closed)	-	177	189	193	-	240	257
D	-	10	13	17	-	25	33
Weight kg	150 RF	3	4,8	6	-	10	15
	300 RF	4,5	5,5	8	-	12	17
	600 RF	4,5	6,3	8,4	-	17,4	21,3

Class 300 / 600 - Bolted Bonnet - Full Bore

Dimensions	Rating	Size					
		1/2"	3/4"	1"	1 1/4"	1 1/2"	2"
A	300 RF	152	178	203	-	229	267
	300 RTJ	165	190	216	-	241	283
	600 RF	165	190	216	-	241	292
	600 RTJ	164	190	216	-	241	295
B	-	92	102	130	-	175	175
C (Closed)	-	155	175	205	-	252	295
D	-	13	17	19	-	29	40
Weight kg	300 RF/RTJ	5	6,2	8,4	-	14,5	20,5
	600 RF/RTJ	7,2	8,5	14	-	20	24

Class 1500 - Round Bolted Bonnet - Full Bore

Dimensions	Rating	Size					
		1/2"	3/4"	1"	1 1/4"	1 1/2"	2"
A	1500 RF	216	229	254	279	305	368
	1500 RTJ	216	229	254	279	305	371
B	-	130	150	150	175	175	175
C (Closed)	-	282	312	324	319	353	363
D	-	11	15	19	27	32	38
Weight kg	1500RF/RTJ	10	16	20	31	38	54



Test Pressures

Class lbs	Shell/Backseat Hydrostatic bar	Seat Hydrostatic bar	Seat Pneumatic bar
150	31	24	6
300	81	60	6
600	162	119	6
800	216	159	6
1500	405	298	6

Valves are Manufactured in Accordance with the Following Standard

API 602	Forged steel valves
API 598	Valve inspection and test
ANSI B16.34	Steel valve flanged and butt weld ends
ANSI B16.5	Steel pipe flanges and flanged fittings
ANSI B 16.10	Face to face and dimensions of ferrous valves
ANSI B16.11	Forged steel fittings, Socket welding and threaded
MSS-SP-25	Standard marking system for valves
MSS-SP-6	Standard finishes for contact faces of pipe, flanges and connecting end flanges of valves and fittings
NACE Mr 01.75	Material requirements: Sulfide stress cracking resistant
BS 5352	Cast and forged steel wedge gate, globe and check valves, screwed and socket weld ends

Available on request:

- DIN and GOST Flanges
- With Regulating Plug
- With Double Stage Plug
- With Stop Check Plug
- Other Valve Materials Available (Hastelloy C, Titanium, Monel etc.)

Design and dimensions:

- According to Standards: ANSI, API, BS, DIN, GOST